



































































0.25-1 Watt	2 Watts	3 Watts	4-5 Watts	6 Watts	8 Watts	10 Watts	12 Watts	15 Watts	20-25 Watts	30 Watts	40-600 Watts	Military			
IK  <ul style="list-style-type: none"> ±10% Input Unregulated SIP & DIP Single Output 1000V Isolation 3000V Optional 	IH  <ul style="list-style-type: none"> ±10% Input Unregulated SIP & DIP Dual Output 1000V Isolation Up to 6 kV Optional 	IS  <ul style="list-style-type: none"> ±10% Input Regulated SIP Single Output 1000V Isolation 3000V Optional 	JCA04  <ul style="list-style-type: none"> 2:1 Input Compact DIP24 Single & Dual Output UL & TUV 1500 V Isolation 	JCA06  <ul style="list-style-type: none"> 2:1 Input Compact DIP24 Single & Dual Output UL & TUV 1500 V Isolation 	JCJ08  <ul style="list-style-type: none"> 2:1 Input DIP24 Single & Dual Output 1500 V Isolation 	JCJ10  <ul style="list-style-type: none"> 2:1 Input DIP24 Single & Dual Output 1500 V Isolation 	JCG12  <ul style="list-style-type: none"> 2:1 Input DIP24 Single & Dual Output 1600 V Isolation Remote On/Off 	JCK15  <ul style="list-style-type: none"> 2:1 Input 1" x 1" Single & Dual Output 1500 V Isolation 3500 V Optional High Efficiency 	JCM20  <ul style="list-style-type: none"> 2:1 Input 1" x 1.6" Single & Dual Output 1600 V Isolation Remote On/Off 	JCL30  <ul style="list-style-type: none"> 2:1 Input 2" x 1.6" Single & Dual Output 1500 V Isolation Remote On/Off 	JCK40  <ul style="list-style-type: none"> 2:1 Input 2" x 1" Single & Dual Output 1600 V Isolation Remote On/Off 	MTC05-30  <ul style="list-style-type: none"> 5-35 Watts 15-40VDC Input Single & Dual Output MIL-STD-461E/F MIL-STD-1275A-D 			
IA/IB/IE  <ul style="list-style-type: none"> ±10% Input Unregulated SIP & DIP Single Output 1000V Isolation 3000V Optional 	IL  <ul style="list-style-type: none"> ±10% Input Unregulated SIP Single Output 1000V Isolation 3000V Optional 	IR  <ul style="list-style-type: none"> ±10% Output Semi-regulated SIP Package Single & Dual Output 1000V Isolation 	JTC04  <ul style="list-style-type: none"> 4:1 Input DIP24 Single & Dual Output 1500 V Isolation 3500 V Optional 	JTC06  <ul style="list-style-type: none"> 4:1 Input DIP24 Single & Dual Output 1500 V Isolation 3500 V Optional 	JTF08  <ul style="list-style-type: none"> 4:1 Input DIP24 Single & Dual Output 1600 V Isolation Remote On/Off 	JCH10  <ul style="list-style-type: none"> 2:1 Input 2" x 1" Single & Dual Output 1500 V Isolation 	JTF12  <ul style="list-style-type: none"> 4:1 Input DIP24 Single & Dual Output 1600 V Isolation Remote On/Off 	JCM15  <ul style="list-style-type: none"> 2:1 Input DIP24 Single & Dual Output Remote On/Off 	JCK20  <ul style="list-style-type: none"> 2:1 Input 2" x 1" Single & Dual Output 1600 V Isolation High Efficiency Remote On/Off 	JCK30  <ul style="list-style-type: none"> 2:1 Input 2" x 1" Single & Dual Output 1600 V Isolation High Efficiency Remote On/Off 	JCP40  <ul style="list-style-type: none"> 2:1 Input 2" x 1" Single, Dual & Triple 1500 V Isolation Remote On/Off 	MTC35/50  <ul style="list-style-type: none"> 35-50 Watts 10-40VDC Input Single & Dual Output -40 °C Operation MIL-STD 461E/F MIL-STD 1275A-D 			
IV  <ul style="list-style-type: none"> ±10% Input Unregulated SIP & DIP Single & Dual Output 3000V Isolation Up to 6 kV Isolation 	IG/IJ  <ul style="list-style-type: none"> ±10% Input Unregulated SIP & DIP Single & Dual Output 6000V Isolation 	IZ  <ul style="list-style-type: none"> 2:1 Input Regulated SIP Single & Dual Output 1600V Isolation 	JTB05  <ul style="list-style-type: none"> 4:1 Input DIP24 Single & Dual Output 1500 V Isolation 	<h2>SMD</h2>								JTM20  <ul style="list-style-type: none"> 4:1 Input 2" x 1" Single & Dual Output 1600 V Isolation Remote On/Off 	JTL30  <ul style="list-style-type: none"> 4:1 Input 2" x 1" Single, Dual & Triple 1600 V Isolation Remote On/Off 	JTL40  <ul style="list-style-type: none"> 4:1 Input 2" x 2" Single & Dual Output 1600 V Isolation Remote On/Off 	MTC75/150  <ul style="list-style-type: none"> 75-150 Watts 10-40VDC Input Single & Dual Output -55 °C Operation MIL-STD 461E/F MIL-STD 1275A-D
IC  <ul style="list-style-type: none"> ±10% Input Unregulated Ultra Slim DIP Single Output 1500 V Isolation 3000V Optional 	JAH02  <ul style="list-style-type: none"> ±10 Input DIP24 Single & Dual Output 1000V Isolation Up to 6 kV Optional Optional Metal Case 	JCA03  <ul style="list-style-type: none"> 2:1 Input Compact DIP24 Single & Dual Output UL & TUV 1500 V Isolation 	1 Watt									1.5 Watts	2 Watts	JTA10  <ul style="list-style-type: none"> 4:1 Input 2" x 1" Single & Dual Output Level 'B' EMI UL Approved 1500 V Isolation 	JTA15  <ul style="list-style-type: none"> 4:1 Input 2" x 1.6" Single & Dual Output Level 'B' EMI UL Approved 1500V Isolation
IF/IQ  <ul style="list-style-type: none"> ±10% Input Regulated / Semi SIP & DIP Single Output 1000V Isolation 3000V Optional 	IU  <ul style="list-style-type: none"> 2:1 Input Regulated SIP & DIP Single & Dual Output 1000V Isolation 3000V Optional 	JCB03  <ul style="list-style-type: none"> 2:1 Input DIP24 Single & Dual Output 1500V Isolation Up to 3 kV Optional Optional Metal Case 	ISG  <ul style="list-style-type: none"> ±5% Input Regulated Single Output 1000 V Isolation 	ISL  <ul style="list-style-type: none"> 4:1 Input Regulated Single & Dual Output 1500 V Isolation 	ISQ  <ul style="list-style-type: none"> ±10% Input Unregulated Single Output 6000V Isolation 	<h2>Medical</h2>						JTK15  <ul style="list-style-type: none"> 4:1 Input 1" x 1" Single & Dual Output 1600 VDC Isolation Remote On/Off 	JTK20  <ul style="list-style-type: none"> 4:1 Input 1" x 1" Single & Dual Output 1600 V Isolation Remote On/Off 	IFH  <ul style="list-style-type: none"> 200 Watts 2:1 Input Full Brick Single Output 1500 V Isolation Up to 90% Efficiency 	DSF100-500  <ul style="list-style-type: none"> 100, 200 & 500 W MIL-STD Filter Up to 28 A Output DEF-STAN 59-41 MIL-STD 461E/F MIL-STD 1275A-D
IW  <ul style="list-style-type: none"> 2:1 Input Regulated SIP & DIP Single & Dual Output 1000 V Isolation 3000 V Optional 	JCA02  <ul style="list-style-type: none"> 2:1 Input Compact DIP24 Single & Dual Output UL & TUV 1500 V Isolation 	JTB03  <ul style="list-style-type: none"> 4:1 Input DIP24 Single & Dual Output 500 V Isolation 1500 V Optional 	ISF  <ul style="list-style-type: none"> ±10% Input Unregulated Single & Dual Output 1000 V Isolation 3000 V Optional 	IST  <ul style="list-style-type: none"> ±10% Input Unregulated Single Output 1000 V Isolation 	ISM  <ul style="list-style-type: none"> Wide Input DIP24 Single & Dual Output 60601 Approved 5000 VAC Isolation 							3-6 Watts	ISM  <ul style="list-style-type: none"> Wide Input DIP24 Single & Dual Output 60601 Approved 5000 VAC Isolation 	10 Watts	<h2>LED Drivers</h2>
SR  <ul style="list-style-type: none"> Switching Regulator Wide Input Range 3 Pin SIP Package Up to 97% Efficiency Short-circuit Protection 	IM  <ul style="list-style-type: none"> 4:1 Input Regulated SIP Single & Dual Output 1500 VDC Isolation 	IP/IT  <ul style="list-style-type: none"> 4:1 Input Regulated SIP Single & Dual Output 1500VDC Isolation 	ISJ  <ul style="list-style-type: none"> ±10% Input Unregulated Ultra Slim Package Single Output 1500 V Isolation 3000 V Optional 	ISP  <ul style="list-style-type: none"> 2:1 Input Regulated Single & Dual Output 1500 V Isolation 	JHM06  <ul style="list-style-type: none"> 2:1 Input DIP24 Single & Dual Output 60601 Approved 5000 VAC Isolation 	8 Watts	LDU08  <ul style="list-style-type: none"> LED Driver 7-30VDC Input Up to 350 mA Output Non Isolated Dimming Control 	24 Watts	LDU24  <ul style="list-style-type: none"> LED Driver 7-30VDC Input Up to 1000 mA Output Non Isolated Dimming Control 	48 Watts	LDU48  <ul style="list-style-type: none"> LED Driver 7-60VDC Input Up to 1000 mA Output Non Isolated Dimming Control 	MTH100  <ul style="list-style-type: none"> Increase hold up time 10 A Output Current 10-40 VDC Input User Programmable 98% Efficiency 			